

Vivo / Vidyo video conferencing

International dial-in numbers

Belgium	+32 78 48 16 00
Luxembourg	+352 20 333 005
United States	+1 64 65 13 43 84
United Kingdom	+44 33 08 08 18 17
Germany	+49 65 19 37 49 970
France	+33 97 37 27 215
Latvia	+371 66 09 04 57
Netherlands	+31 20 80 83 613
Italy	+39 06 94 80 53 19
Hong Kong	+852 580 604 59
Cyprus	+357 220 306 35
Ireland	+353 768 886 395
Japan	+813 457 734 92
Singapore	+653 158 158 3
South Africa	+278 755 038 14

Download of the Vidyo software client

<http://vivo-mixvoip.netaxis.be>
<http://bereg.netaxis.be>

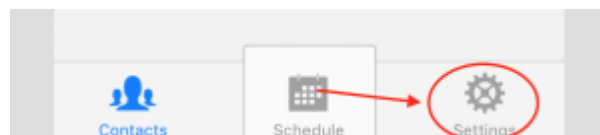
Just download and run the client and follow the instructions. Hit Next, Next Next... :)

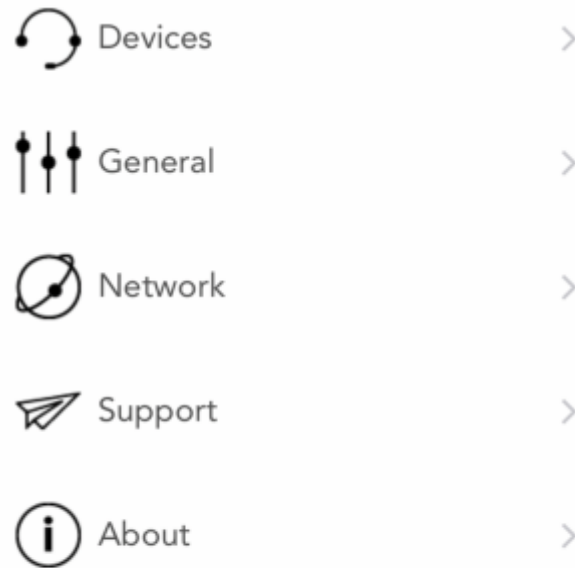
For iOS and Android please download the app from the app store or Google play.

Generating Diagnostics Report file

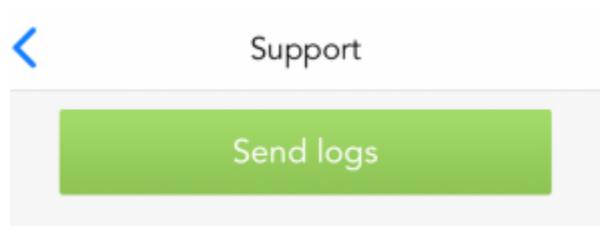
- Android
- **iOS**

Tap the cog settings icon.



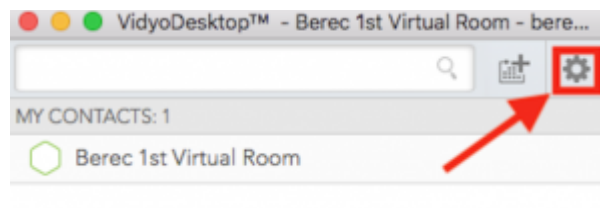


Tap the support option.



Tap the send logs, we are then prompted to send the report to an email address of our choice.

• **Windows/Mac OSX**

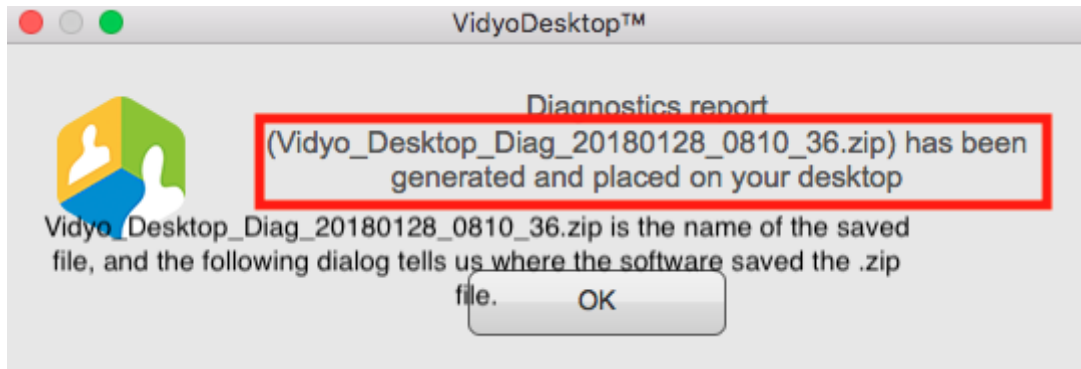


Click the cog settings icon.



On the status tab click on Generate Diagnostics Report.

This window should appear confirming the successful process.



Sub pages

- [Invite conference members](#)
- [Your video room](#)

From:
<http://mixvoip.net/> - **MIXvoip documentation**

Permanent link:
<http://mixvoip.net/vivo/home>

Last update: **2019/04/13 13:04**

